



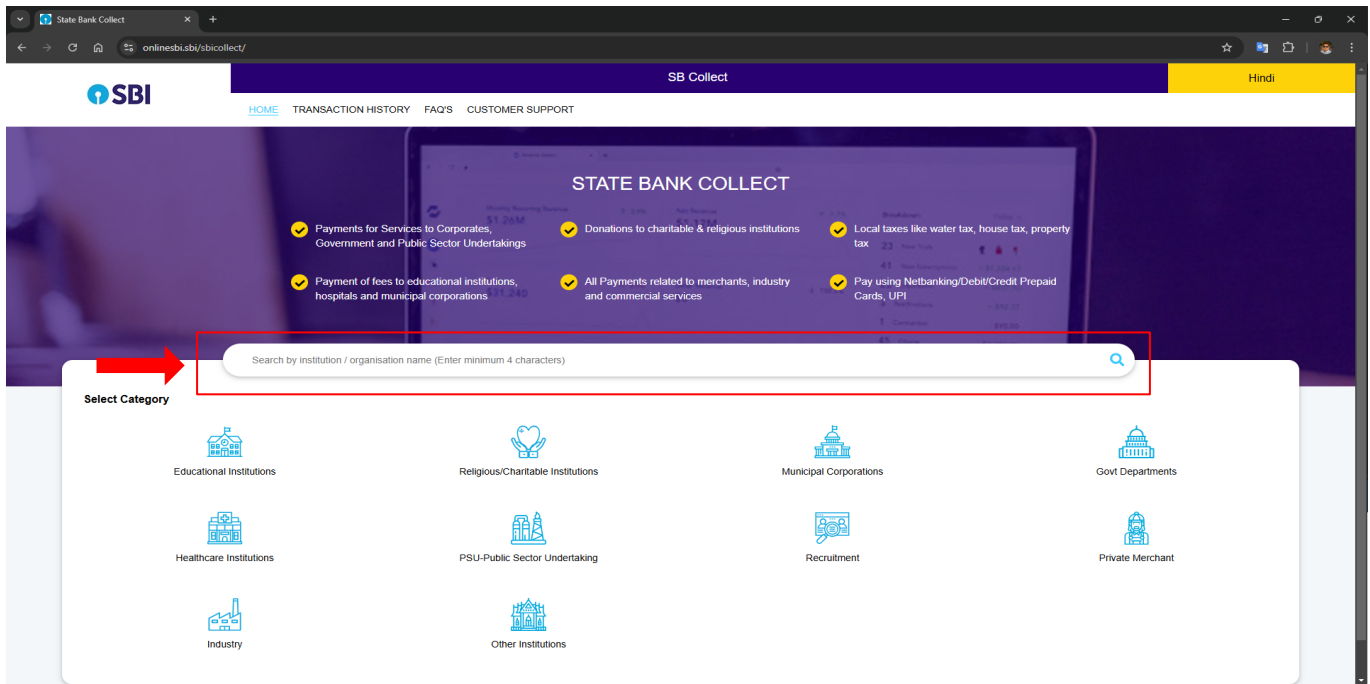
CSIR – Central Salt & Marine Chemicals Research Institute  
Gijubhai Badheka Marg, Bhavnagar – 364 002 (Gujarat)  
([www.csmcri.res.in](http://www.csmcri.res.in))

RECRUITMENT FOR THE POSITIONS OF DIFFERENT NON-TECHNICAL POSTS AGAINST  
ADVERTISEMENT NO. 1/2025

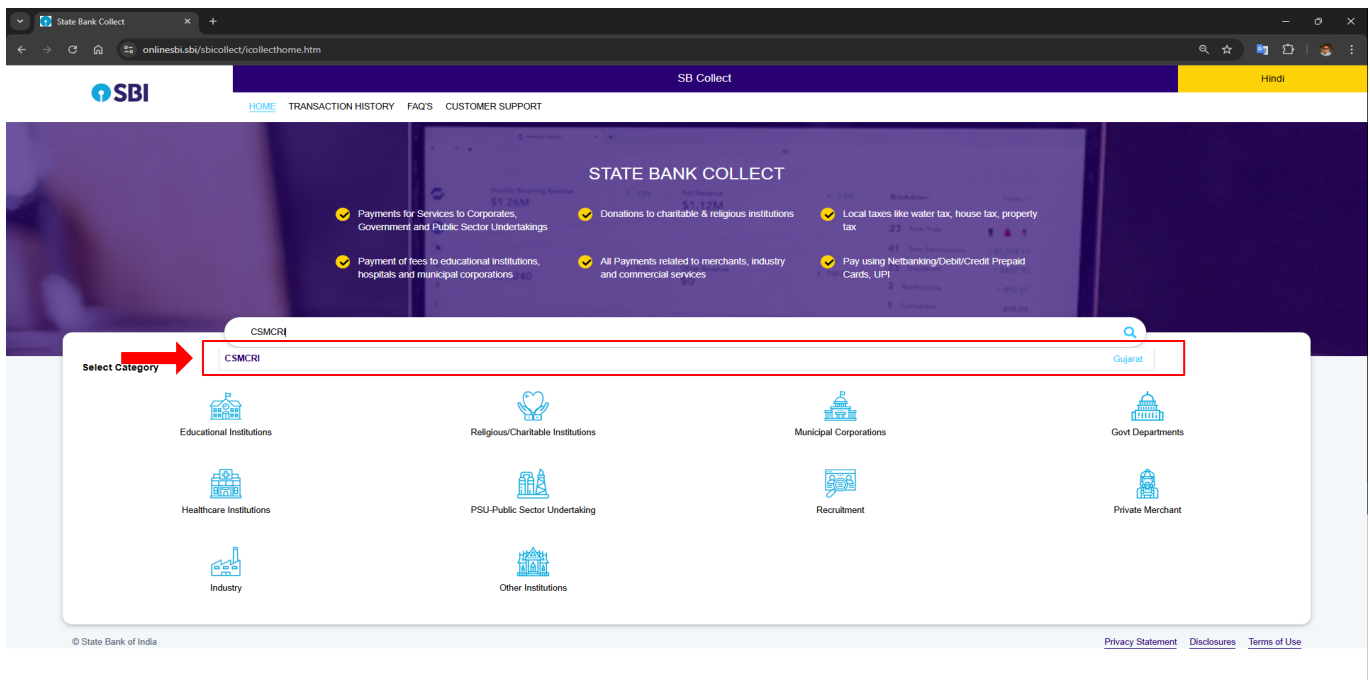
**STEPS FOR ONLINE FEE PAYMENT IN SB COLLECT**

Step: 1 – For online payment, go to the <https://www.onlinesbi.sbi/sbcollect/> website.

Step: 2 – Search keyword **CSMCRI** in search box shown as below.

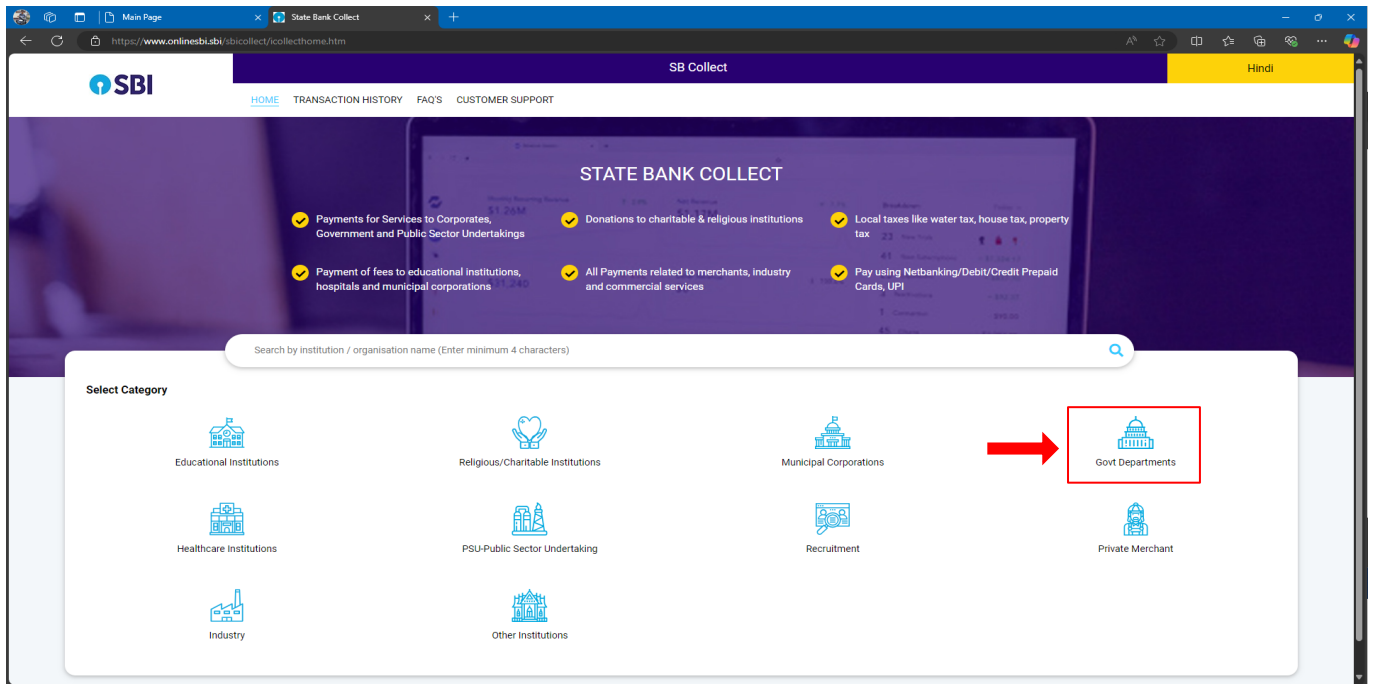


Step: 3 - Click on **CSMCRI** as shown below.

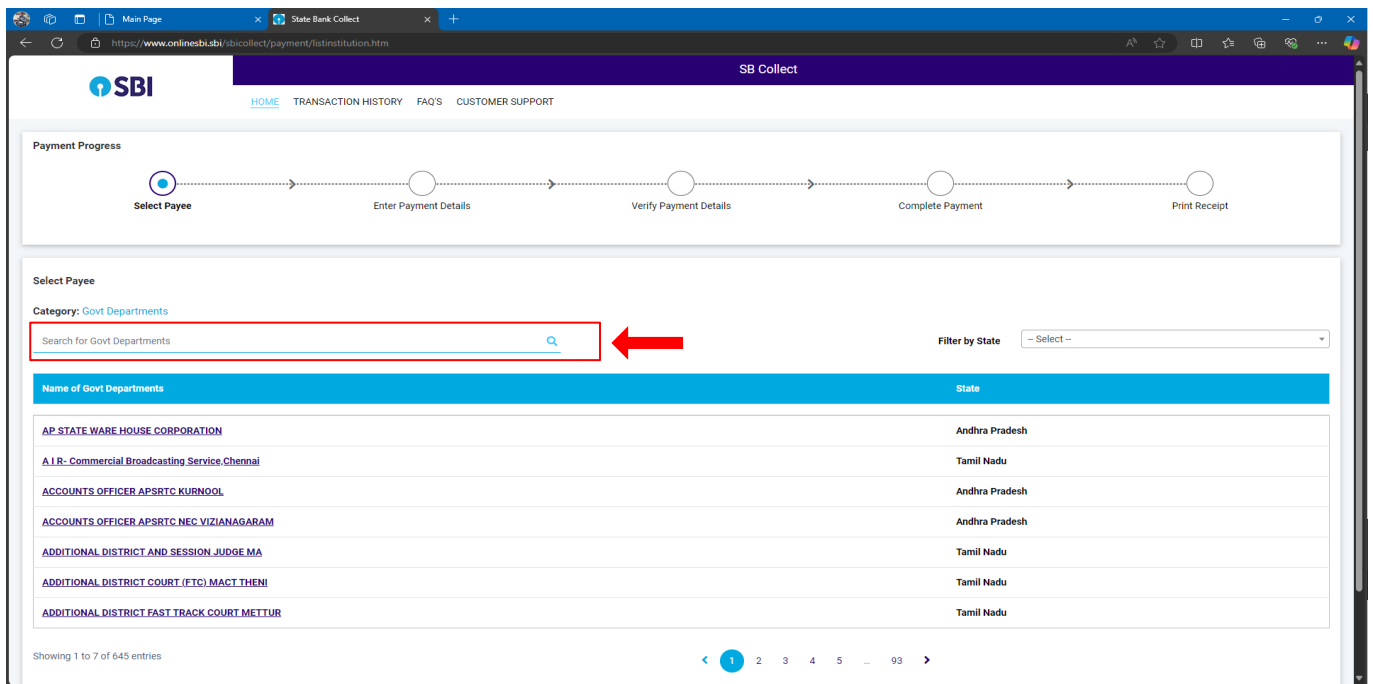


**OR**

**Step: 2 – Click on the ‘Govt. Departments’.**



**Step: 3 - Search keyword CSMCRI in search box shown as below.**



Step: 4 – Select 1/2025 from dropdown menu of **ADVERTISEMENT NO.**

The screenshot displays the SBI Collect website interface. At the top, there is a navigation bar with the SBI logo and links for HOME, TRANSACTION HISTORY, FAQ'S, and CUSTOMER SUPPORT. Below this is a 'Payment Progress' section with a horizontal timeline showing five steps: 'Select Payee' (completed with a green checkmark), 'Enter Payment Details' (current step, highlighted with a blue circle), 'Verify Payment Details', 'Complete Payment', and 'Print Receipt'. Below the progress bar, the user's details are shown: CSMCRI | G.B.MARG,, BHAVNAGAR-364002. The main form area is titled 'Enter Payment Details' and contains the following fields:

- Payment Category: Application Fee (dropdown menu)
- ADVERTISEMENT NO: 01/2025 (dropdown menu)
- POST CODE: (text input)
- CANDIDATE NAME: (text input)
- REGISTRATION ID: (text input)
- FATHER NAME: (text input)
- DOB(DD/MM/YYYY): [dd/mm/yyyy] (text input)
- MOBILE NO: (text input)
- E MAIL ID: (text input)

Step-5:- Fill the required details and complete the payment.

**Note:- After completing the payment, please download or save the payment receipt for your reference.**